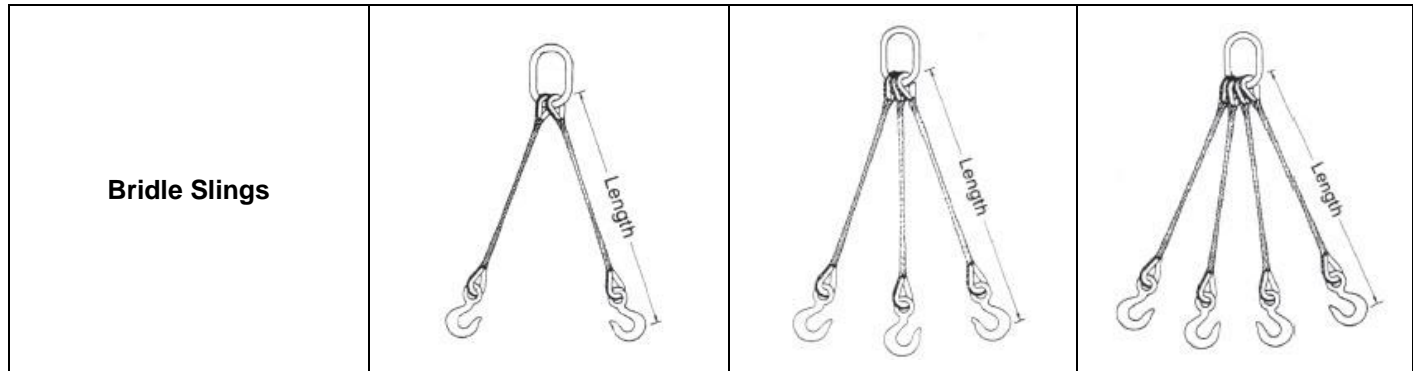







Wire Rope Bridles



Bridle Slings														
 Rope Diameter (in)	Minimum Sling Length	 Eye Hook Cap (tons)	Rated Capacity (tons)			 Oblong Link Stock Diameter	Rated Capacity (tons)			 Oblong Link Stock Diameter	Rated Capacity (tons)			 Oblong Link Stock Diameter
			60°	45°	30°		60°	45°	30°		60°	45°	30°	
1/4	1' 3"	1	1.1	0.91	0.65	1/2	1.7	1.4	0.97	1/2	2.2	1.8	1.3	1/2
5/16	1' 6"	1	1.7	1.4	1.0	1/2	2.6	2.1	1.5	1/2	3.5	2.8	2.0	3/4
3/8	1' 8"	1-1/2	2.5	2.0	1.4	1/2	3.7	3.0	2.2	3/4	5.0	4.1	2.9	3/4
7/16	1' 10"	2	3.4	2.7	1.9	3/4	5.0	4.1	2.9	3/4	6.7	5.5	3.9	1
1/2	2'	3	4.4	3.6	2.5	3/4	6.6	5.4	3.8	1	8.8	7.1	5.1	1
9/16	2' 2"	4-1/2	5.5	4.5	3.2	3/4	8.3	6.8	4.8	1	11	9.0	6.4	1-1/4
5/8	2' 4"	4-1/2	6.8	5.5	3.9	1	10	8.3	5.9	1-1/4	14	11	7.8	1-1/4
3/4	2' 9"	7	9.7	7.9	5.6	1-1/4	15	12	8.4	1-1/2	19	16	11	1-1/2
7/8	3' 3"	11	13	11	7.6	1-1/4	20	16	11	1-1/2	26	21	15	1-3/4
1	3' 6"	11	17	14	9.8	1-1/2	26	21	15	1-3/4	34	28	20	2
1-1/8	4'	15	21	17	12	1-1/2	31	26	18	1-3/4	42	34	24	2-1/4
1-1/4	4' 6"	15	26	21	15	1-3/4	38	31	22	2	51	42	30	2-1/4
1-3/8	5'	31	31	25	18	1-3/4	46	38	27	2-1/4	62	50	36	2-3/4
1-1/2	5' 6"	37	37	30	21	2	55	45	32	2-1/4				
1-3/4	6' 6"	49	21	40	28	2-1/4	74	60	42	2-3/4				
2	8'	37	63	52	37	2-3/4								

Note: **Length Tolerances-** Single Part Wire Rope Slings- Standard length tolerance is plus or minus two rope diameters, or plus or minus 0.5% of the sling length, whichever is greater. The legs of bridle slings, or matched slings are normally held to within one rope diameter.

WARNING: Do not exceed rated capacities. Sling capacity decreases as the angle from horizontal decreases. Slings should not be used at angles of less than 30°

WARNING: Using slings at an angle can become deadly if that angle is not taken into consideration when selecting the sling to be used. The tension on each leg of the sling is increased as the angle of lift, from horizontal, decreases. It is most desirable for a sling to have a larger angle of lift, approaching 90°. Lifts with angles of less than 30° from horizontal are not recommended. If you can measure the angle of lift or the length and height of the sling as rigged, you can determine the properly rated sling for your lift.